












Previsió a curt termini

Mitjanes de l'estació

	 °C	 %	 hPa	 km/h	 mm/h	 °C
15 Jun	25.4 / 20.5	53.2	1017.5	9.9	0.2	25.8 / 18.8
16 Jun	24.8 / 20.0	56.5	1016.6	8.2	0.9	25.0 / 19.0
17 Jun	26.2 / 19.1	64.4	1016.1	7.5	0.0	25.6 / 19.3
19 Jun	24.8 / 19.0	69.1	1016.8	7.9	0.0	25.3 / 19.2
20 Jun	28.4 / 20.4	61.0	1015.7	9.0	0.3	28.4 / 20.3
21 Jun	28.8 / 22.4	52.3	1015.2	12.5	0.0	27.3 / 22.2
22 Jun	26.6 / 22.0	56.6	1017.2	11.2	0.0	27.4 / 20.8
23 Jun	25.8 / 20.6	65.0	1017.2	6.7	0.5	27.5 / 21.4
24 Jun	28.2 / 20.4	65.4	1017.8	6.5	0.0	28.4 / 22.0

Límits de l'estació

	 °C	 %	 hPa	 km/h	 km/h	 mm/h	 °C
15 Jun	29.3 2026	84.0 2021	1022.3 2019	42.6 2025	59.5 2025	0.8 2020	30.1 2025
	18.0 2020	3.0 2026	1011.5 2021	-	-	-	15.4 2019
16 Jun	30.7 2025	88.0 2021	1019.9 2025	28.1 2025	42.6 2020	4.4 2020	30.8 2025
	16.5 2020	3.0 2026	1009.7 2021	-	-	-	13.0 2026
17 Jun	31.8 2025	88.0 2021	1020.4 2025	25.6 2019	64.8 2019	0.0 > 3 casos	32.2 2025
	15.1 2020	21.0 2019	1011.4 2021	-	-	-	13.8 2020
19 Jun	31.6 2025	86.0 2021	1021.7 2020	25.5 2019	48.3 2019	0.0 > 3 casos	32.5 2025
	15.2 2020	22.0 2019	1012.5 2019, 2021	-	-	-	14.2 2020
20 Jun	34.5 2025	95.0 2019	1022.6 2020	26.3 2021	48.3 2021	1.0 2021	34.6 2025
	17.1 2020	27.8 2025	1004.5 2021	-	-	-	16.3 2020
21 Jun	33.1 2025	82.8 2019	1023.6 2020	39.2 2020	70.8 2020	0.0 > 3 casos	33.9 2025
	20.1 2019	25.2 2020	1004.8 2021	-	-	-	18.0 2019
22 Jun	28.9 2025	82.4 2025	1023.8 2020	44.8 2020	74.0 2020	0.0 > 3 casos	31.5 2025
	19.9 2021	32.4 2020	1009.4 2021	-	-	-	16.3 2020
23 Jun	32.2 2025	89.0 2025	1021.2 2020	27.0 2021	38.9 2021	1.8 2021	36.1 2025
	17.9 2021	39.0 2020	1015.0 2021, 2025	-	-	-	17.0 2021
24 Jun	32.7 2025	89.4 2020	1022.0 2021	22.2 2021	35.4 2020	0.0 > 3 casos	36.1 2025
	17.0 2021	22.8 2019	1012.6 2025	-	-	-	17.7 2021

Almanac

